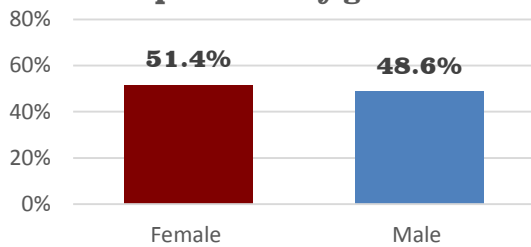




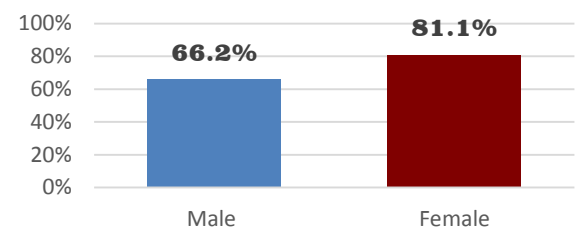
1 Response rates and distribution of respondents

Percent distribution of respondents by gender



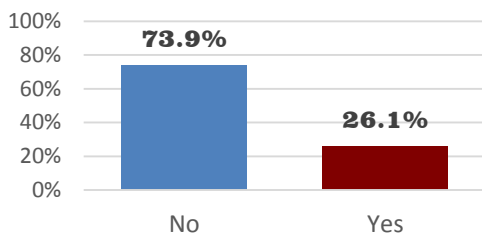
RESPONDENTS:
560
RESPONSE RATE:
73.1%*

Response rate by gender

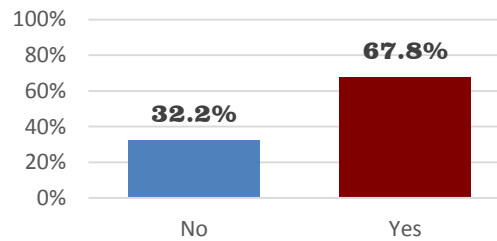


2 Application and admission process

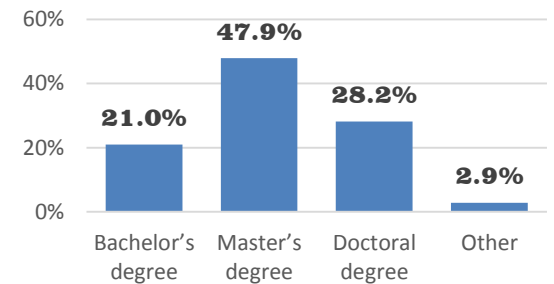
Did you apply to any foreign universities before or after you applied to NU?



*Did you receive any admission offer from a foreign university?****

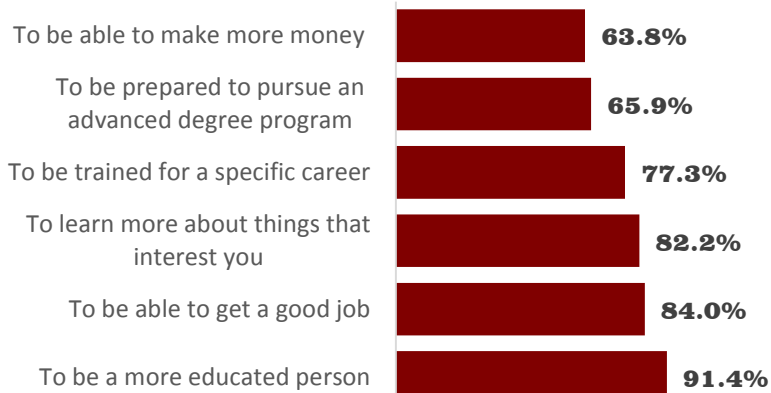


What is the highest academic degree that you intend to obtain (at NU or any other universities)?



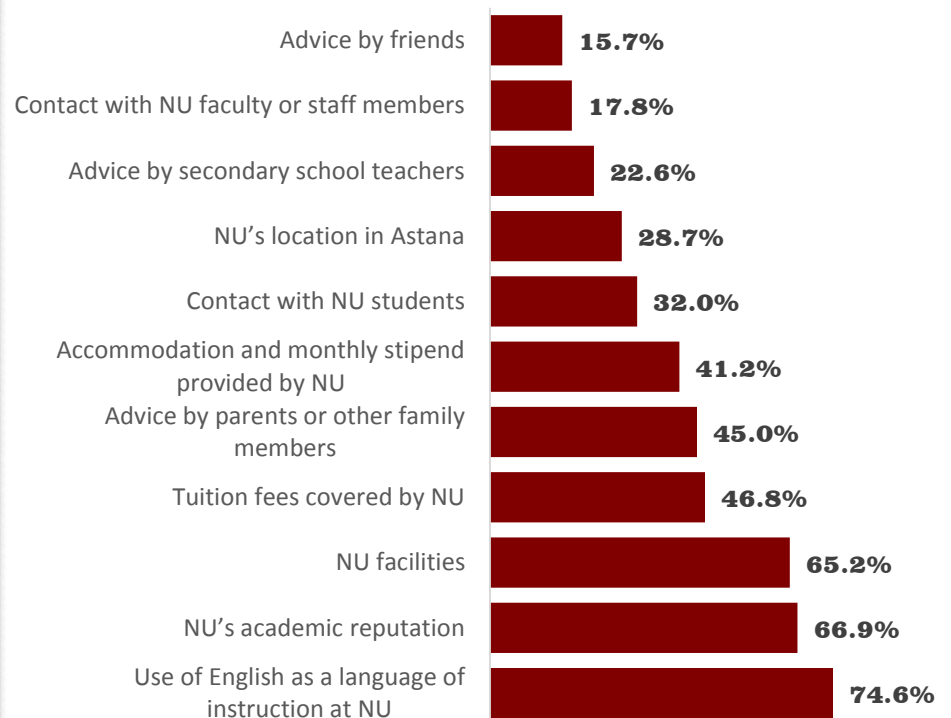
*How important was each of the following reasons in your decision to pursue a university degree?*****

(Numbers represent the percentage of respondents who selected "Very important")



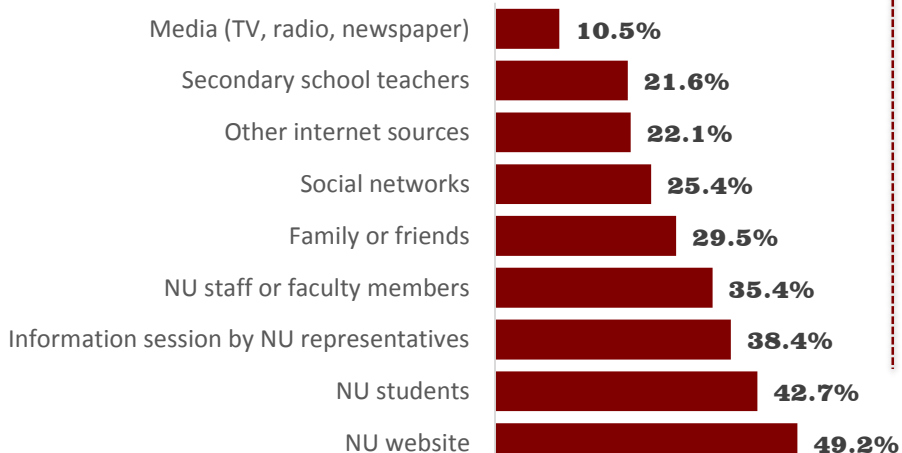
*How important was each of the following factors in your decision to attend NU? ****

(Numbers represent the percentage of respondents who selected "Very important")



*How relevant was information provided by each of the following sources during your NU application process? *****

(Numbers represent the percentage of respondents who selected "Very relevant")



* The survey was administered to 766 entering students (681 NUFYP and 85 directly-admitted undergraduate students).

** Percentages in the graph are based on 143 students who actually applied to a foreign university.

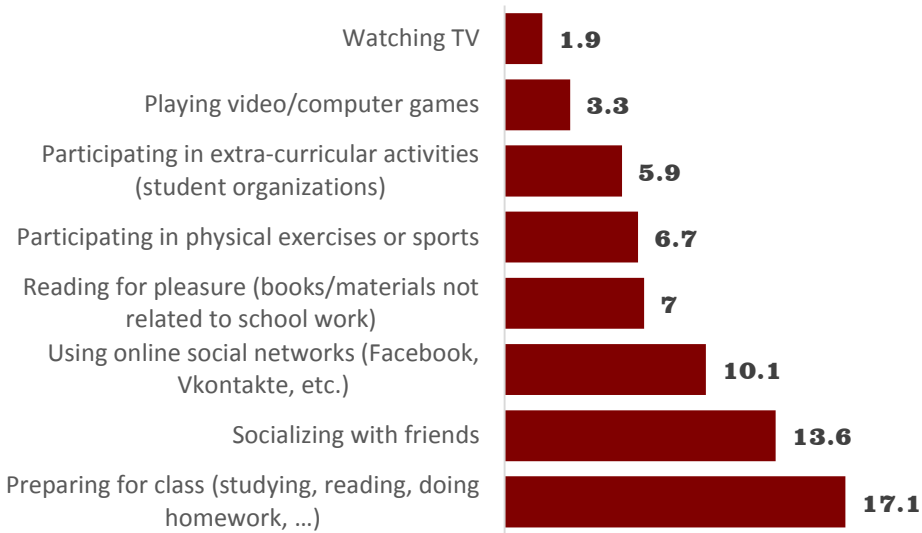
*** Scale: 1 ("Not important") to 3 ("Very important")

**** Scale: 1 ("Not relevant") to 3 ("Very relevant"); Response categories included a "Not Applicable" option.

3 Secondary school experience and academic preparedness

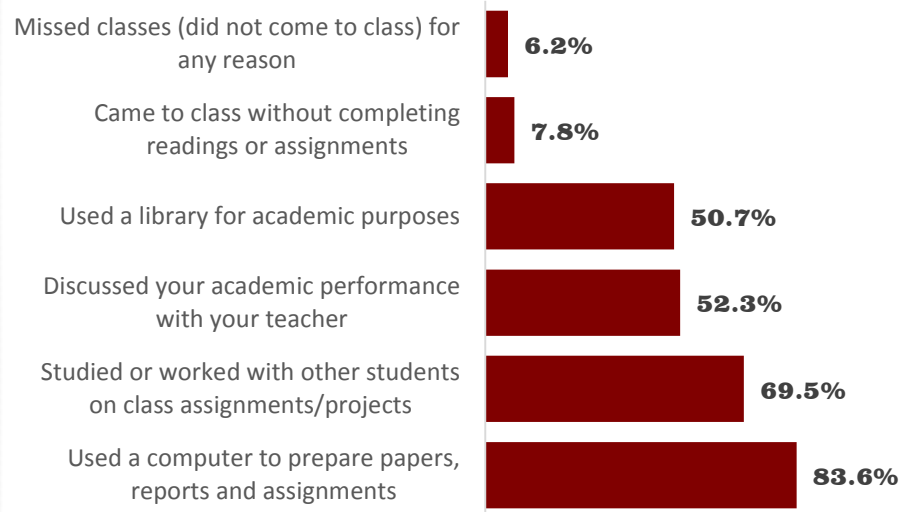
During your last year of secondary school, about how many hours per week (7 days) did you spend on the following activities?

(Numbers represent the average number of hours)

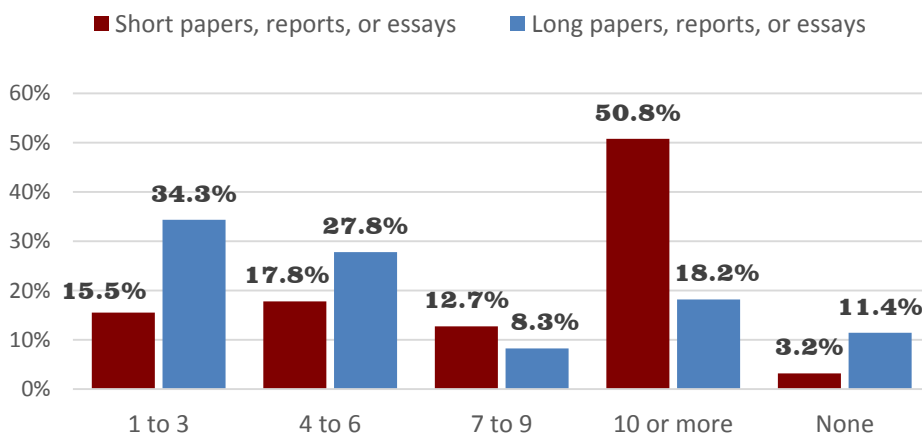


During your last year of secondary school, about how often did you do the following?*

(Numbers represent the percentage of respondents who selected "Often" or "Very often")

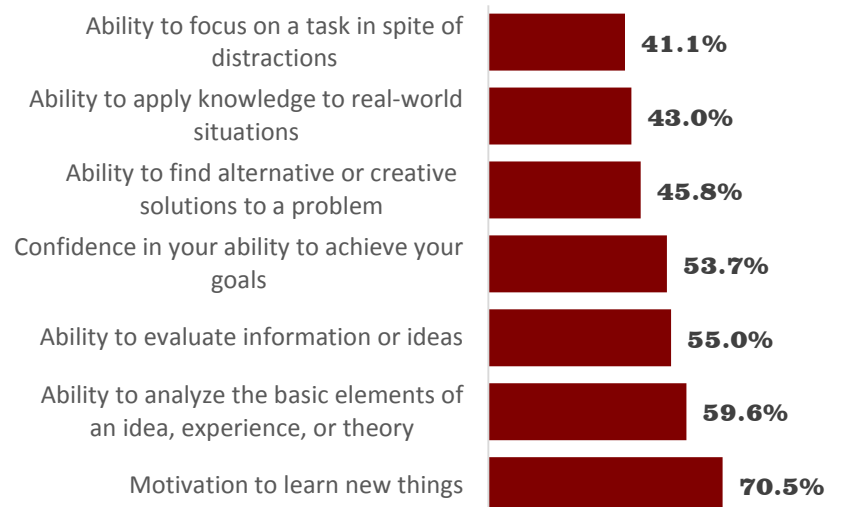


During your last year of secondary school, about how many papers, reports, or essays of the following length did you complete?



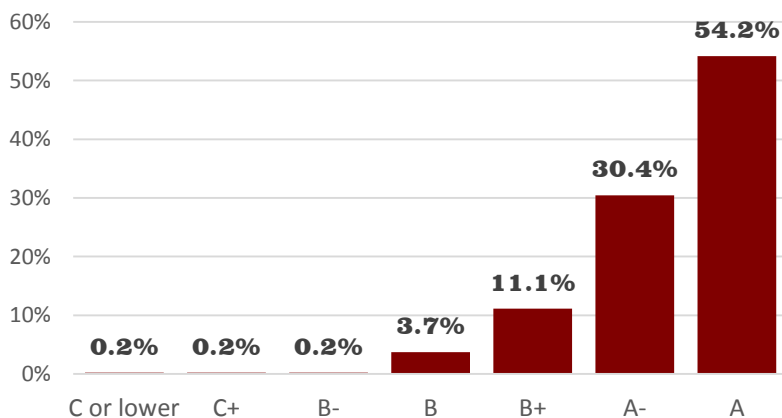
How would you rate yourself in the following:**

(Numbers represent the percentage of respondents who selected the highest two response categories ("5" or "6"))



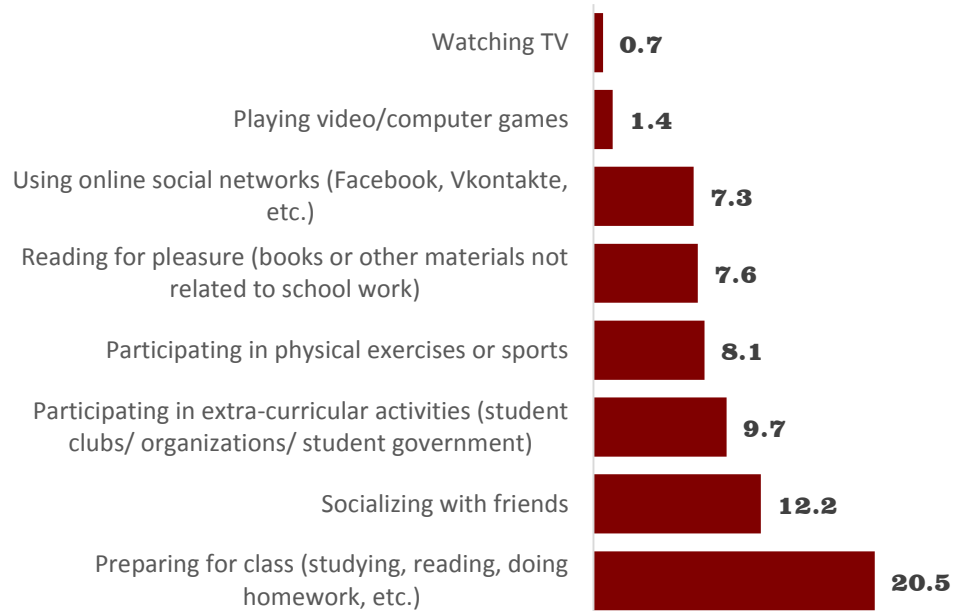
4 Expected NU Experience

What do you expect most of your grades will be during your studies at NU?



During your studies at NU, about how many hours per week (7 days) do you expect you will spend doing the following activities?

(Numbers represent the average number of hours)

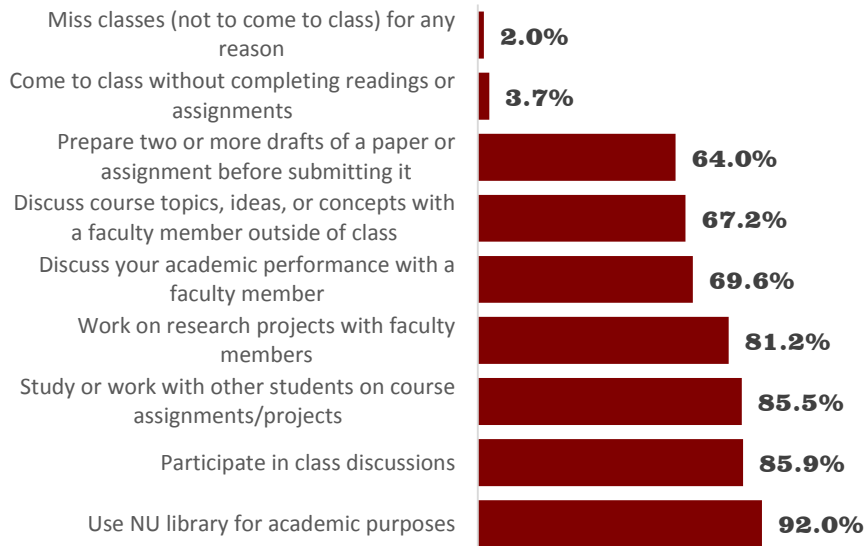


* Scale: 1 ("Never") to 4 ("Very often")

** Scale: 1 ("Major weakness") to 6 ("Major strength")

During your studies at NU, about how often do you expect to do each of the following? *

(Numbers represent the percentage of respondents who selected “Often” or “Very often”)




During your studies at NU, how difficult do you expect the following to be? **

(Numbers represent the percentage of respondents who selected the highest two response categories (“5” or “6”)).



How important is it to you that NU provides each of the following? ***

(Numbers represent the percentage of respondents who selected the highest two response categories (“5” or “6”)).



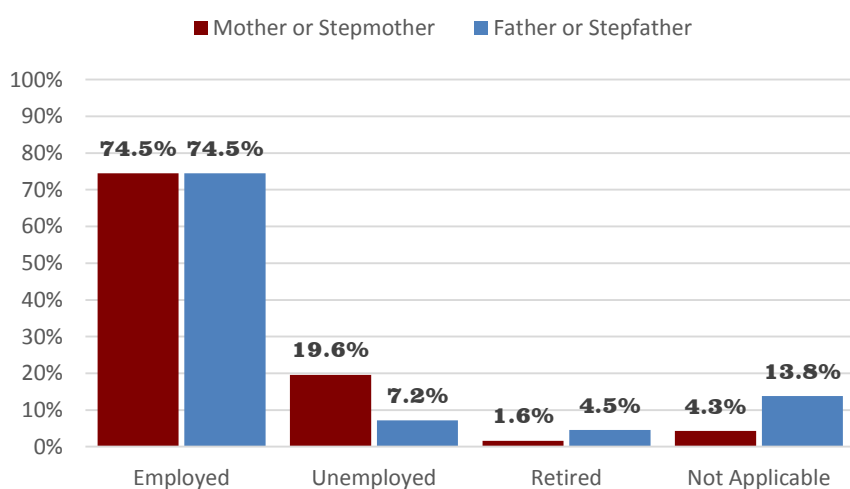
How much emphasis would you like NU to put on each of the following during your studies? ****

(Numbers represent the percentage of respondents who selected the highest two response categories (“5” or “6”)).

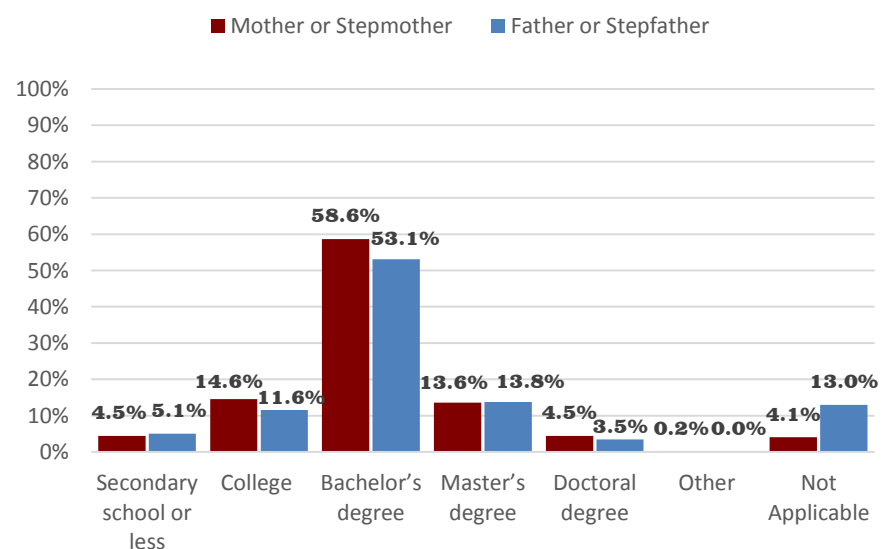


5 Family background

Mother and father employment status



Highest level of education attained by mother and father



* Scale: 1 (“Never”) to 4 (“Very often”)

** Scale: 1 (“Not at all difficult”) to 6 (“Very difficult”)

*** Scale: 1 (“Not important”) to 6 (“Very important”)

**** Scale: 1 (“Weak emphasis”) to 6 (“Strong emphasis”)

Short Profile of a typical incoming NU student based on key survey results *

FAMILY BACKGROUND

- Parents with **university degree**
- Parents are **employed**

EXPECTED EDUCATIONAL ATTAINMENT

- Graduate degree** (at NU or other institution)

ACADEMIC PREPAREDNESS

- Well prepared** academically
- Highly motivated** to learn new things
- Somewhat concerned** with ability to focus on a task amid distractions

MAIN REASON FOR PURSUING A UNIVERSITY DEGREE

- Being a **more educated** person

MAIN REASON FOR CHOOSING NU

- Use of English** as a language of instruction



SECONDARY SCHOOL EXPERIENCE (FINAL YEAR)

- 17 hours** per week, on average, **preparing for class** and **2 hours watching TV**
- almost never** missed classes or came to class without completing readings or assignments
- 7 short** and **5 long papers**, reports, or essays completed (on average)



EXPECTED NU EXPERIENCE

- 21 hours** per week **preparing for class** and **1 hour watching TV**
- 100%** class attendance and completion of **all** readings and assignments
- “A” range grades** in most courses
- strong** NU emphasis on Graduate Attributes, especially **leadership preparation**
- effective time management** as a greatest challenge