



# Profile of 2018 Master's Degree Recipients

Institutional Research and Analytics, Office of the Provost

## Gender

59% Female  
41% Male

## Age

Average 28.4  
Youngest 22.4  
Oldest 53.5

## Academic Profile

Degrees conferred*	324
Completion rate**	79.2%
Average graduation GPA	3.49
Median graduation GPA	3.52
Average ECTS credits earned	107

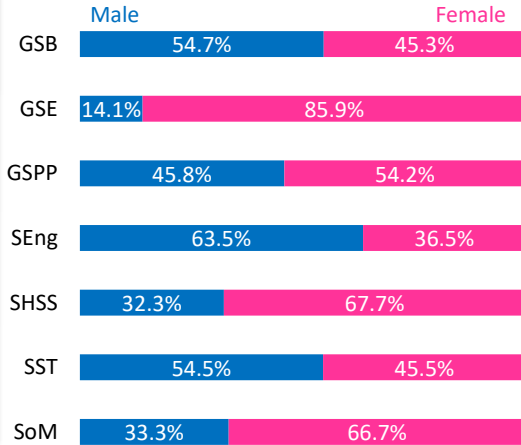
\*In addition to Master's degree recipients, 6 students (5 in Education and 1 in Engineering) completed their PhD in Spring/Summer 2018.

\*\*Completion rate is the percentage of students who started their Master's degree program in 2016 and completed it by the end of August 2018.

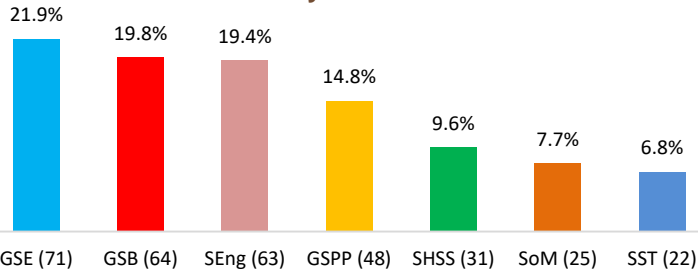
## Degrees Awarded with Honors

<b>Distinction</b> (GPA = 4.00)	1
<b>Honors</b> (top 10% class standing)	42

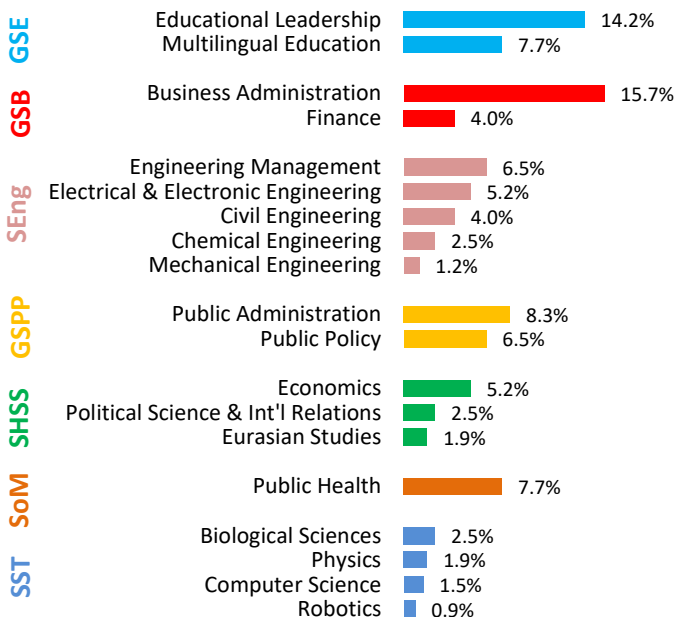
## Graduates by School and Gender



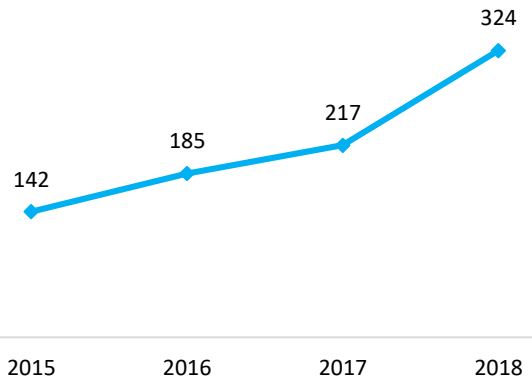
## Graduates by School



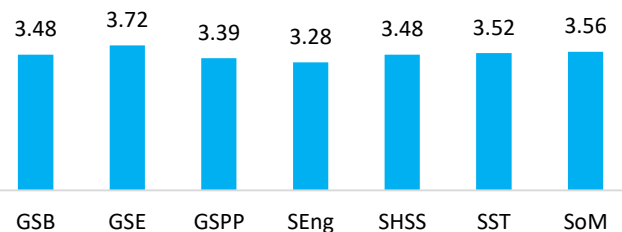
## Graduates by Major



## Number of Master's Degree Awards over Time



## Average Graduation GPA by School



Note: GSB uses a grading system that differs from the system used by other graduate programs.  
SoM average GPA is based on students who graduated with a master's degree in Public Health.