

Profile of 2018 Bachelor's Degree Recipients

Institutional Research and Analytics, Office of the Provost

Gender

52% Female
48% Male

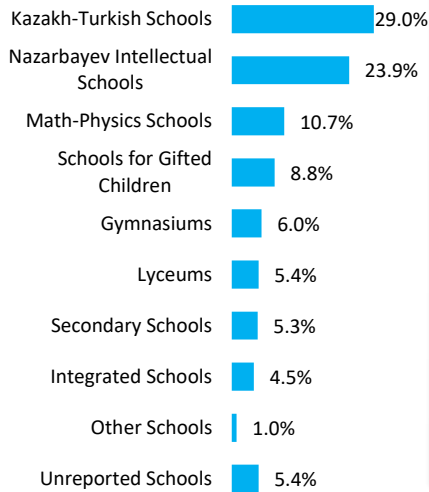
Age

Average 22.6
Youngest 20.2
Oldest 25.1

Degrees Awarded with Honors

Distinction (GPA = 4.00)	0
Summa Cum Laude (GPA ≥ 3.90 but < 4.00)	8
Magna Cum Laude (GPA ≥ 3.80 but < 3.90)	14
Cum Laude (GPA ≥ 3.67 but < 3.80)	34

Type of Secondary School Attended

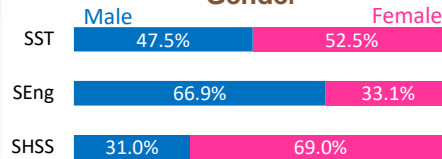


Academic Profile

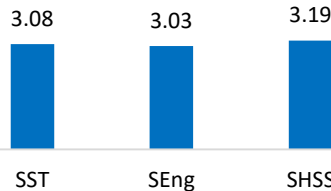
Degrees conferred*	514
Graduation rate**	87%
Students with double major	8
Students with minor	47
Average graduation GPA	3.10
Median graduation GPA	3.09
Average ECTS credits earned	255.7

*502 of these graduates are from the 2014 undergraduate cohort and 12 from the 2013 cohort.
**Graduation Rate is the % of students who started their undergraduate program in Fall 2014 (N=577) and completed it by the end of August 2018.

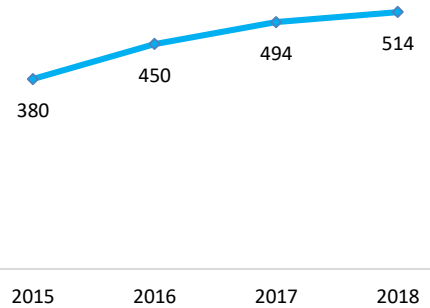
Graduates by School and Gender



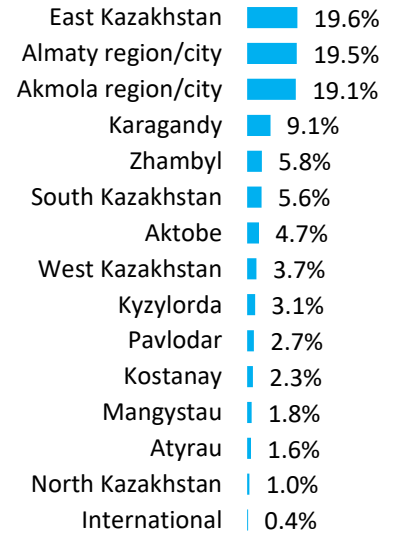
Average Graduation GPA by School



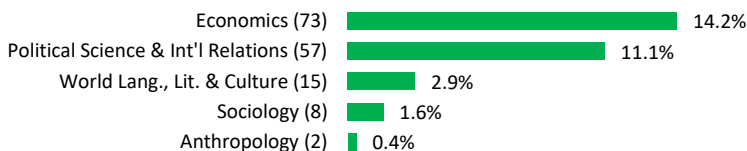
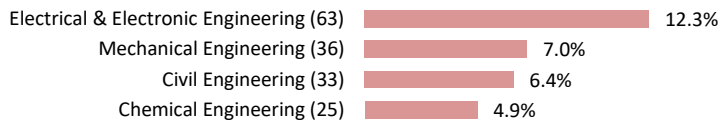
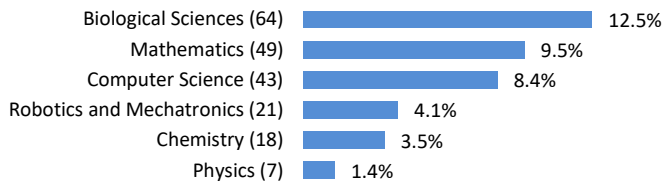
Number of Bachelor's Degree Awards over Time



Graduates by Region



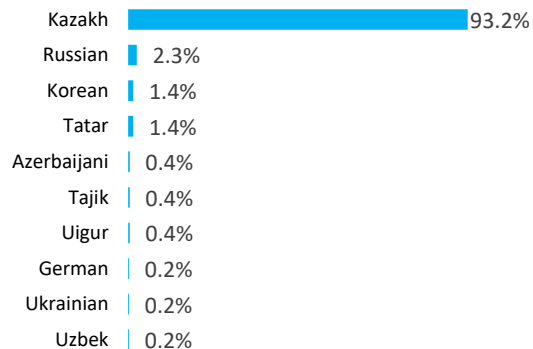
Graduates by Major



Graduates by School



Ethnicity



SST

SEng

SHSS