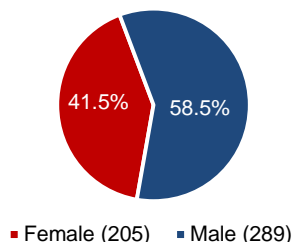


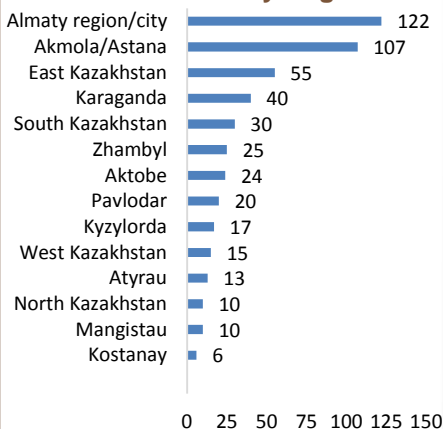
### Gender



### Age

**Average** 22.8  
**Youngest** 20.5  
**Oldest** 25.8

### Graduates by Region



### Academic Profile



NU graduates **3<sup>rd</sup> cohort**



Degrees conferred\* **494**

Graduation rate\*\* **89.2%**

Average graduation GPA **3.09**



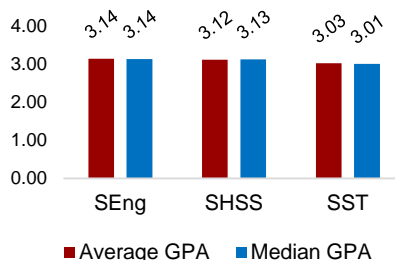
Median graduation GPA **3.11**

Average ECTS credits earned **257.02**

\*484 of these graduates are from the 2013 undergraduate cohort and 10 from the 2012 cohort.

\*\*Graduation Rate is the % of students who started their undergraduate program in Fall 2013 (N=529) and completed it by the end of August 2017.

### Graduation GPA by School

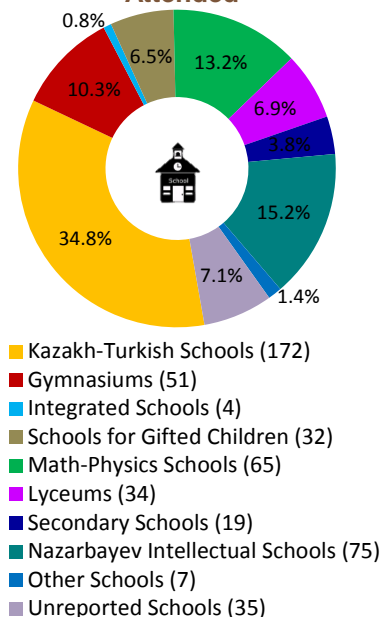


### Degrees Awarded with Honors

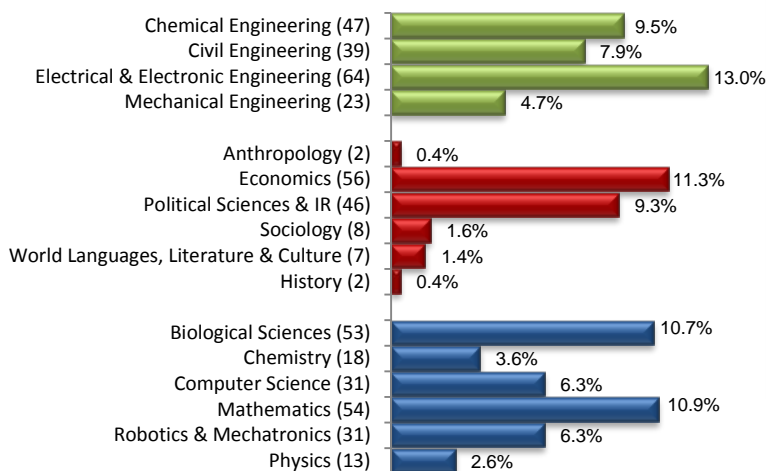
<b>Distinction</b> (GPA = 4.00)	0
<b>Summa Cum Laude</b> (GPA ≥ 3.90 but < 4.00)	11
<b>Magna Cum Laude</b> (GPA ≥ 3.80 but < 3.90)	14
<b>Cum Laude</b> (GPA ≥ 3.67 but < 3.80)	28



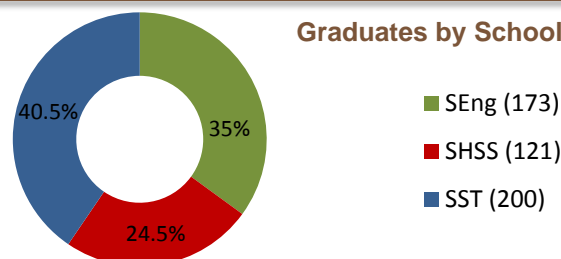
### Type of Secondary School Attended



### Graduates by Major



### Graduates by School



### Ethnicity

