Class of 2016 Profile

Bachelor's Degree Recipients (Spring-Summer 2016)

NAZARBAYEV UNIVERSITY

Gender

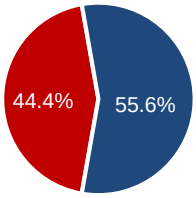

▪ Female (200) ▪ Male (250)

Age

Average	**22.9**
Youngest	**20.7**
Oldest	**28.6**

Graduates by Region

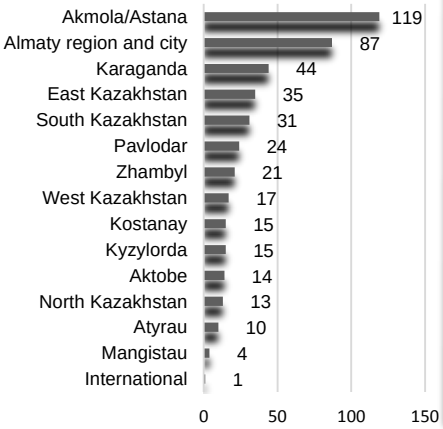

Academic Profile

NU graduates	2nd cohort
Degrees conferred*	450
Graduation rate**	90.7%
Average graduation GPA	3.13
Median graduation GPA	3.13
Average degree credits earned	259.7

*429 of these graduates are from the 2012 undergraduate cohort and 21 from the 2011 cohort.
***Graduation Rate* is the % of students who started their undergraduate program in Fall 2012 (N=473) and completed it by the end of August 2016.

Graduation GPA by School

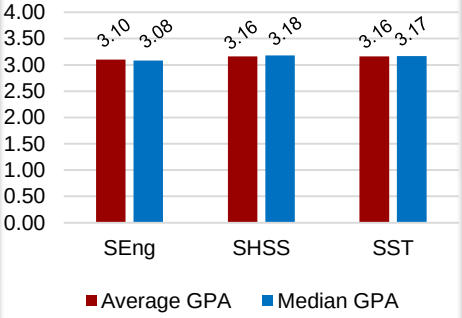

Degrees Awarded with Honors

Distinction (GPA = 4.00)	0
Summa Cum Laude (GPA ≥ 3.90 but < 4.00)	6
Magna Cum Laude (GPA ≥ 3.80 but < 3.90)	25

Type of Secondary School Attended

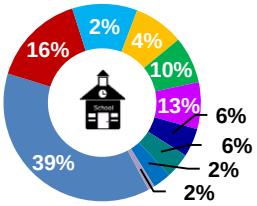

- Kazakh-Turkish Schools (174)
- Gymnasiums (73)
- Integrated Schools (10)
- Schools for Gifted Children (19)
- Math-Physics Schools (45)
- Lyceums (58)
- Secondary Schools (27)
- Nazarbayev Intellectual Schools (26)
- Other Schools (7)
- Unreported Schools (11)

Graduates by Major

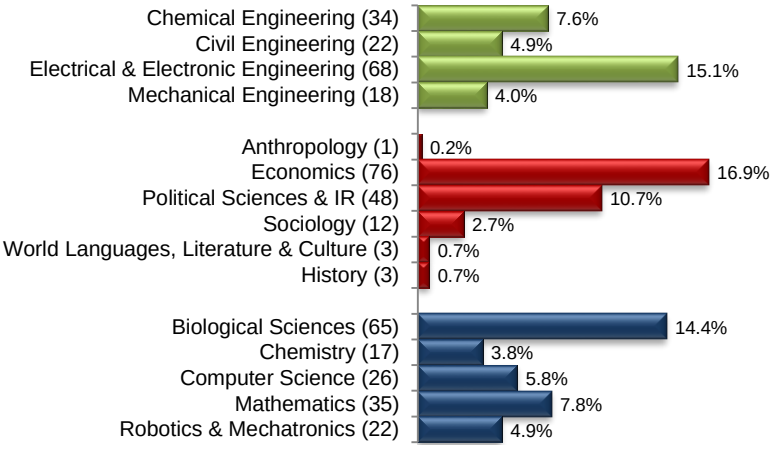

Graduates by School

- SEng (142)
- SHSS (143)
- SST (165)

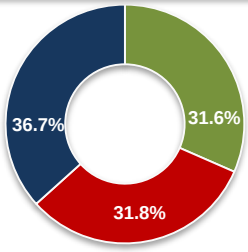

Ethnicity

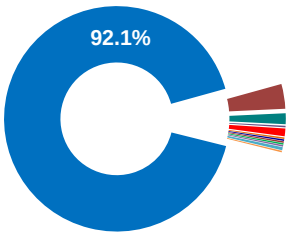

- Kazakh (413)
- Russian (16)
- Korean (7)
- Uzbek (1)
- Tatar (5)
- Armenian (2)
- Kyrgyz (1)
- Uighur (1)
- Ingush (1)
- Dungan (1)
- German (2)
- Unreported ethnicity (1)